

အစားအသောက်နှင့်ဆေးဝါးကွပ်ကဲရေးဦးစီးဌာန

မြန်မာနိုင်ငံမှ တရုတ်ပြည်သူ့သမ္မတနိုင်ငံသို့ စားသောက်ကုန် တင်ပို့မည့် လုပ်ငန်းရှင်များ တရုတ်ပြည်သူ့သမ္မတနိုင်ငံ အကောက်ခွန်အထွေထွေအုပ်ချုပ်မှုအာဏာပိုင်အဖွဲ့ (GACC) တွင် မှတ်ပုံတင်နိုင်ရေးဆိုင်ရာ လုပ်ကိုင်ဆောင်ရွက်မည့် လုပ်ငန်းစဉ် အဆင့်များ

တရုတ်ပြည်သူ့သမ္မတနိုင်ငံ မှ ထုတ်ပြန်ခဲ့သည့် ရုံးမိန့် အမှတ် (၂၄၈) နှင့် (၂၄၉) တို့အရ ၁.၁.၂၀၂၂ မှ စတင်၍ တရုတ်ပြည်သူ့သမ္မတနိုင်ငံသို့ စားသောက်ကုန်များ တင်ပို့မည့် တိုင်းပြည်များမှ လုပ်ငန်းရှင်များသည် တရုတ်ပြည်သူ့ သမ္မတနိုင်ငံ အကောက်ခွန်အထွေထွေအုပ်ချုပ်မှုအာဏာပိုင်အဖွဲ့ (GACC) တွင် Online မှ တဆင့် မှတ်ပုံတင်ပြီးမှသာ တရားဝင်တင်ပို့ခွင့် ရရှိတော့မည် ဖြစ်ပါသည်။

မြန်မာနိုင်ငံမှ တရုတ်ပြည်သူ့သမ္မတနိုင်ငံသို့ စားသောက်ကုန် တင်ပို့မည့် လုပ်ငန်းရှင်များအနေဖြင့် အရှိန်အဟုန်မပြတ် စားသောက်ကုန်များ တင်ပို့နိုင်ရေးအတွက် မှတ်ပုံတင်ရေး လုပ်ငန်းစဉ်များကို ကြိုတင်ဆောင်ရွက် သွားရမည် ဖြစ်ပါသည်။

မှတ်ပုံတင်ရေးလုပ်ငန်းစဉ်တွင် အပိုင်း(၂) ပိုင်းပါဝင်ပြီး သက်ဆိုင်ရာအပိုင်းအလိုက် ခွဲခြားဆောင်ရွက်သွားရမည် ဖြစ်ပါ သည်။ ပထမပိုင်းမှာ သက်ဆိုင်ရာဌာနမှတဆင့်သာ မှတ်ပုံတင်လျှောက်ထားရမည့် စားသောက်ကုန် အမျိုးအစား များဖြစ်ပြီး၊ ဒုတိယအပိုင်းမှာ လုပ်ငန်းရှင်ကိုယ်တိုင် <http://cifer.singlewindow.cn> တွင် ကိုယ်တိုင်မှတ်ပုံတင် လျှောက် ထားရမည့် စားသောက်ကုန်အမျိုးအစားများ ဖြစ်ပါသည်။

ဌာနမှ တဆင့်မှတ်ပုံတင်လျှောက်ထားရမည့် စားသောက်ကုန်များ

ဌာနမှတဆင့် လျှောက်ထားရမည့် စားသောက်ကုန်များနှင့် သက်ဆိုင်ရာဌာနများ ဆက်သွယ်ရမည့် ပုဂ္ဂိုလ်၊ ဖုန်းနံပါတ်၊ အီးမေးလ်များမှာ အောက်ပါအတိုင်း ဖြစ်ပါသည်။

မြန်မာနိုင်ငံမှ တရုတ်နိုင်ငံသို့ အစားအသောက်အမျိုးအစားအုပ်စုအလိုက် တင်ပို့မည့်လုပ်ငန်းများ
 တရုတ်နိုင်ငံ၌ မှတ်ပုံတင်နိုင်ရေးနှင့်ပတ်သက်၍ ကုန်စည်အုပ်စုအလိုက် တာဝန်ယူဆောင်ရွက်မည့်
 မြန်မာနိုင်ငံမှ ထောက်ခံပေးမည့် ဌာန၊ Contact Person နှင့် ဆက်သွယ်ရန် ဖုန်း၊ Email လိပ်စာ စာရင်း

စဉ်	ကုန်ပစ္စည်းအမျိုးအစား	ထောက်ခံချက်ပေးမည့် ဌာန	ဆက်သွယ်ရမည့် ပုဂ္ဂိုလ်	ဖုန်းနံပါတ်	E-mail
		e.g Food and Drug Administration			
၁	Edible Oil	အစားအသောက်နှင့် ဆေးဝါးကွပ်ကဲရေး ဦးစီးဌာန၊ ကျန်းမာရေးဝန်ကြီးဌာန	ဒေါက်တာပြည့်ဖြိုး ညွှန်ကြားရေးမှူး	095161891	gurugyi@gmail.com
၂	Oilseeds	စိုက်ပျိုးရေးဦးစီးဌာန၊ စိုက်ပျိုးရေး၊ မွေးမြူရေးနှင့် ဆည်မြောင်းဝန်ကြီးဌာန	ဒေါက်တာဝင်းသန်း (ဦးစီးအရာရှိ)	09794399321	winthan95@gmail.com
၃	Stuffed Pastry Products	စိုက်ပျိုးရေးဦးစီးဌာန၊ စိုက်ပျိုးရေး၊ မွေးမြူရေးနှင့် ဆည်မြောင်းဝန်ကြီးဌာန	ဒေါက်တာဝင်းသန်း (ဦးစီးအရာရှိ)	09794399321	winthan95@gmail.com
၄	Edible grains	စိုက်ပျိုးရေးဦးစီးဌာန၊ စိုက်ပျိုးရေး၊ မွေးမြူရေးနှင့် ဆည်မြောင်းဝန်ကြီးဌာန	ဒေါက်တာဝင်းသန်း (ဦးစီးအရာရှိ)	09794399321	winthan95@gmail.com
၅	Grains milling industrial products and Malt	စိုက်ပျိုးရေးဦးစီးဌာန၊ စိုက်ပျိုးရေး၊ မွေးမြူရေးနှင့် ဆည်မြောင်းဝန်ကြီးဌာန	ဒေါက်တာဝင်းသန်း (ဦးစီးအရာရှိ)	09794399321	winthan95@gmail.com
၆	Fresh and dehydrated vegetables	စိုက်ပျိုးရေးဦးစီးဌာန၊ စိုက်ပျိုးရေး၊ မွေးမြူရေးနှင့် ဆည်မြောင်းဝန်ကြီးဌာန	ဒေါက်တာဝင်းသန်း (ဦးစီးအရာရှိ)	09794399321	winthan95@gmail.com
၇	Dried beans	စိုက်ပျိုးရေးဦးစီးဌာန၊ စိုက်ပျိုးရေး၊ မွေးမြူရေးနှင့် ဆည်မြောင်းဝန်ကြီးဌာန	ဒေါက်တာဝင်းသန်း (ဦးစီးအရာရှိ)	09794399321	winthan95@gmail.com
၈	Plant spices	စိုက်ပျိုးရေးဦးစီးဌာန၊ စိုက်ပျိုးရေး၊ မွေးမြူရေးနှင့် ဆည်မြောင်းဝန်ကြီးဌာန	ဒေါက်တာဝင်းသန်း (ဦးစီးအရာရှိ)	09794399321	winthan95@gmail.com
၉	Nuts and seeds	စိုက်ပျိုးရေးဦးစီးဌာန၊ စိုက်ပျိုးရေး၊ မွေးမြူရေးနှင့် ဆည်မြောင်းဝန်ကြီးဌာန	ဒေါက်တာဝင်းသန်း (ဦးစီးအရာရှိ)	09794399321	winthan95@gmail.com
၁၀	Dried Fruits	စိုက်ပျိုးရေးဦးစီးဌာန၊ စိုက်ပျိုးရေး၊ မွေးမြူရေးနှင့် ဆည်မြောင်းဝန်ကြီးဌာန	ဒေါက်တာဝင်းသန်း (ဦးစီးအရာရှိ)	09794399321	winthan95@gmail.com

၁၁	Unroasted coffee and cocoa bean	စိုက်ပျိုးရေးဦးစီးဌာန၊ စိုက်ပျိုးရေး၊ မွေးမြူရေးနှင့် ဆည်မြောင်းဝန်ကြီးဌာန	ဒေါက်တာဝင်းသန်း (ဦးစီးအရာရှိ)	09794399321	winthan95@gmail.com
၁၂	Special Dietary Foods (Excluding milk- based infant formula)	အစားအသောက်နှင့် ဆေးဝါးကွပ်ကဲရေး ဦးစီးဌာန၊ ကျန်းမာရေးဝန်ကြီးဌာန	ဒေါက်တာပြည့်ဖြိုး ညွှန်ကြားရေးမှူး	095161891	gurugyi@gmail.com
၁၃	Functional foods	အစားအသောက်နှင့် ဆေးဝါးကွပ်ကဲရေး ဦးစီးဌာန၊ ကျန်းမာရေးဝန်ကြီးဌာန	ဒေါက်တာပြည့်ဖြိုး ညွှန်ကြားရေးမှူး	095161891	gurugyi@gmail.com
၁၄	Bee Products	မွေးမြူရေးနှင့် ကုသရေးဦးစီးဌာန၊ စိုက်ပျိုးရေး၊ မွေးမြူရေးနှင့် ဆည်မြောင်းဝန်ကြီးဌာန	ဦးမောင်တင့် ဒုတိယညွှန်ကြားရေးမှူး	09794894144 092174326	komqtint1971@gmail.com
၁၅	Aquatic Products including Edible and Farmed Products	ငါးလုပ်ငန်းဦးစီးဌာန၊ စိုက်ပျိုးရေး၊ မွေးမြူရေးနှင့် ဆည်မြောင်းဝန်ကြီးဌာန	ဦးညွန့်ဝင်း ညွှန်ကြားရေးမှူး ဒေါက်တာစုမျိုးသွယ် ဒုတိယညွှန်ကြားရေးမှူး	09781187927 095081624	nyuntwin34@gmail.com smyothwe@gmail.com
၁၆	Animal Products and Animal Feed	မွေးမြူရေးနှင့် ကုသရေးဦးစီးဌာန၊ စိုက်ပျိုးရေး၊ မွေးမြူရေးနှင့် ဆည်မြောင်းဝန်ကြီးဌာန	ဒေါက်တာနှင်းလှစိုး ဒုတိယညွှန်ကြားရေးမှူး	09-797711961	nilarhninlesoe@gmail.com
၁၇	Egg and Egg Products	မွေးမြူရေးနှင့် ကုသရေးဦးစီးဌာန၊ စိုက်ပျိုးရေး၊ မွေးမြူရေးနှင့် ဆည်မြောင်းဝန်ကြီးဌာန	ဒေါက်တာနှင်းလှစိုး ဒုတိယညွှန်ကြားရေးမှူး	09-797711962	nilarhninlesoe@gmail.com
၁၈	Livestock Animals	မွေးမြူရေးနှင့် ကုသရေးဦးစီးဌာန၊ စိုက်ပျိုးရေး၊ မွေးမြူရေးနှင့် ဆည်မြောင်းဝန်ကြီးဌာန	ဒေါက်တာဌေးဇော်ဦး ဒုတိယညွှန်ကြားရေးမှူး	09-2045304	drhtayzawoo@gmail.com
၁၉	တရုတ်ပြည်သူ့သမ္မတနိုင်ငံသို့ အစားအသောက် တင်ပို့ သည့်လုပ်ငန်းများ မှတ်ပုံတင်မည့်ကိစ္စနှင့် ထောက်ခံချက်ပေးနိုင်ရေးအတွက် လုပ်ငန်းအဖွဲ့ (အတွင်းရေးမှူး)	မြန်မာကုန်သွယ်မှုနှင့်တင်ရေးအဖွဲ့၊ စီးပွားရေးနှင့် ကူးသန်းရောင်းဝယ်ရေးဝန်ကြီးဌာန	ဒေါ်နှင်းစန္ဒာ ညွှန်ကြားရေးမှူး	067-3-408605 0943034935 067-3-408618	hninsandar05@gmail.com myantrade_domestic@gmail.com

၎င်းတို့အနက် အစားအသောက်နှင့် ဆေးဝါးကွပ်ကဲရေးဦးစီးဌာနမှ တာဝန်ယူ လျှောက်ထားပေးရန် လိုသည့် စားသောက် အမျိုးအစား (၆) မျိုးမှာ အောက်ပါအတိုင်း ဖြစ်ပါသည်။

စဉ်	Product	စားသောက်ကုန် အမည်
၁	Edible vegetable oil	စားသုံးဆီ
၂	Soybean based Infant formula	မွေးကင်းစ ကလေးအတွက် ပဲပုပ် အခြေခံ ဖော်စပ်စာ
၃	Food for special medical purpose (FSMP)	ကျန်းမာရေးအတွက် အထူးအာဟာရ အစားအစာ
၄	Supplementary food for infant and young children	မွေးကင်းစနှင့် ကလေးငယ်အတွက် ဖော်စပ်စာ
၅	Others (Complementary food supplement, Sports nutrition food);	အခြား (ဖြည့်စွက်စာများ၊ အားကစားသမားများအတွက် အာဟာရ အစားအစာ)
၆	Dietary Supplement	ဖြည့်စွက်ဖော်စပ်စာ

အထက်ပါ စားသောက်ကုန် (၆) မျိုးကို တရုတ်ပြည်သူ့သမ္မတနိုင်ငံသို့ တင်ပို့မည့် လုပ်ငန်းရှင်များ သည် အစားအသောက် နှင့် ဆေးဝါးကွပ်ကဲရေးဦးစီးဌာန၏ အင်တာနက် စာမျက်နှာ <https://www.fda.gov.mm/?p=5263> တွင် ဖော်ပြထားသည့် လျှောက်လွှာပုံစံ (ပူးတွဲ ၁) ကို ဖြည့်စွက်၍ fdanpt1@gmail.com သို့ ပေးပို့ရမည် ဖြစ်ပြီး အစားအသောက်နှင့် ဆေးဝါးကွပ်ကဲရေးဦးစီးဌာနမှ GACC account မှ တဆင့် sub account ထပ်မံ ဖွင့်လှစ်ပေးမည် ဖြစ်ကာ အထက်ပါ စားသောက်ကုန် တင်ပို့မည့် လုပ်ငန်းရှင်များမှ ကိုယ်တိုင် sub account မှ တဆင့် <http://cifer.singlewindow.cn> သို့ ဝင်ရောက်လျှောက်ထားရမည် ဖြစ်ပါသည်။ ထိုသို့ လျှောက်ထားသည့် လုပ်ငန်းရှင်များ၏ မှတ်ပုံတင်ခြင်းများကို အစားအသောက်နှင့် ဆေးဝါးကွပ်ကဲရေးဦးစီးဌာနမှ လိုအပ်သည့် စစ်ဆေးမှု (audit) ဝင်ရောက် ဆောင်ရွက်မည် ဖြစ်ပါသည်။ စစ်ဆေးပြီး နောက်တွင်မှ GACC သို့ recommendation ပေးခြင်းနှင့် GACC သို့ ဆက်လက် လျှောက်ထားခြင်းများ ဆောင်ရွက်နိုင်မည် ဖြစ်ပါသည်။

အထက်တွင် ဖော်ပြခဲ့သည့် စားသောက်ကုန် (၁၈) မျိုးတွင် မပါဝင်သည့် လုပ်ငန်းရှင်များအနေဖြင့် <http://cifer.singlewindow.cn> တွင် မိမိတို့ကိုယ်တိုင် တိုက်ရိုက် မှတ်ပုံတင် ဆောင်ရွက်သွားရမည် ဖြစ်ပါသည်။

အစားအသောက်နှင့် ဆေးဝါး ကွပ်ကဲရေး ဦးစီးဌာနမှ တဆင့် GACC တွင် မှတ်ပုံတင်ရေး လုပ်ဆောင်ရမည့် လုပ်ငန်းရှင်များ အနေဖြင့် ကိုယ်တိုင် မှတ်ပုံတင်နိုင်ရန် အတွက် လုပ်ငန်းလမ်းညွှန်ကို ပူးတွဲ (၂) တွင် ကြည့်ရှုနိုင်ပါသည်။

ကိုယ်တိုင် မှတ်ပုံတင်၍ တရုတ်ပြည်သူ့ သမ္မတနိုင်ငံသို့ တင်သွင်းခွင့်လျှောက်ထားရမည့် စားသောက်ကုန်များ

အထက်ဖော်ပြပါ သက်ဆိုင်ရာ ဌာနမှ တဆင့် မှတ်ပုံတင် လျှောက်ထားရမည့် စားသောက် ကုန်များတွင် မပါဝင်သော လုပ်ငန်းရှင်များ သည် ပထမဦးစွာ <https://app.singlewindow.cn/userserver/user/abroad/index> တွင် မှတ်ပုံတင်ခြင်း ကို လုပ်ဆောင်ရမည် ဖြစ်ပါသည်။ ဖော်ပြပါ link မှ ဝင်ရောက်ပါက အောက်ပါအတိုင်း တွေ့ရှိရမည် ဖြစ်ပါသည်။

ENTERPRISE NAME/ADDRESS INFORMATION

*Username

*Password

*Confirm password

*Located Country(Region) ▼

Located Country(Region) Register Number !

*Workplace

Work Department

Job Title

*Contacts

*Contact Mobile

Contact Fax

Mobile

*Contact Address

*E-mail

Remarks

Register now

ဖြည့်သွင်းရမည့် အချက်များကို ပြည့်စုံစွာ ဖြည့်သွင်း၍ Register now ကို နှိပ်၍ မှတ်ပုံတင်ပါ။ အောင်မြင်စွာ မှတ်ပုံတင်ပြီးပါက အောက်ပါ log in စာမျက်နှာသို့ ရောက်ရှိမည် ဖြစ်ပါသည်။ အဆိုပါ log in စာမျက်နှာကို အလွတ်သဘော ဘာသာပြန်ဆိုချက်ကို ပူးတွဲ ဖော်ပြထားပါသည်။ ထိုနေရာမှ တဆင့် မိမိ account သို့ log in ဝင်ရောက်ပါ။



中国国际贸易单一窗口 China International Trade Single Window		
用户名 Username		
密码 Password		
验证码 Verification code (If the code on the right side cannot be seen clearly, please click it to change for a new code)		
登录 Logon		
立即注册 Register immediately	忘记密码 Forgot password?	忘记用户名 Forgot username?
手机盾 Mobile phone shield		客户端控件加载 Client control APP download

Log in ပြည့်စုံ၍ မိမိ၏ account သို့ ဝင်ရောက်နိုင်ပါက တင်ပို့မည့် လုပ်ငန်းရှင်အနေဖြင့် တရုတ်ပြည်သူ့သမ္မတနိုင်ငံသို့ စားသောက်ကုန် တင်ပို့မည့် မှတ်ပုံတင်ပြီး လုပ်ငန်းရှင်များအနေဖြင့် ဖတ်ရှု ဆောင်ရွက်ရမည့် လုပ်ငန်းစဉ် လက်စွဲ ပါအတိုင်း နှင့် Website မှ ညွှန်ကြားချက်များအတိုင်း ဆက်လက် ဆောင်ရွက်ရန် ဖြစ်ပါသည်။

ပူးတွဲ (၁)



အသိပေးကြေညာချက်

တရုတ်ပြည်သူ့သမ္မတနိုင်ငံ The General Administration of Customs of

the People's Republic of China (GACC) တွင် မှတ်ပုံတင်ရန် လျှောက်ထားခြင်းအတွက်

အသိပေးကြေညာခြင်း

တရုတ်ပြည်သူ့သမ္မတနိုင်ငံသို့ အစားအသောက်များတင်ပို့ရာတွင် The General Administration of Customs of the People's Republic of China (GACC) သို့ မှတ်ပုံတင်ရမည့် အစားအသောက် များအနက် Edible Fat & Oil, Foods for Dietary Purpose and Functional Food (၃) မျိုးကို ထုတ်လုပ်သည့် လုပ်ငန်းရှင်များအနေဖြင့် GACC မှတ်ပုံတင်ခြင်းအတွက် အောက်ဖော်ပြပါ လျှောက်လွှာပုံစံအတိုင်း အချက်အလက်များဖြည့်သွင်း၍ အထောက်အထားများဖြင့် အစားအသောက် နှင့်ဆေးဝါးကွပ်ကဲရေးဦးစီးဌာန၏ Email fdanpt1@gmail.com သို့ (၂၇-၁၂-၂၀၂၁) ရက်နေ့ နောက်ဆုံးထား၍ ပေးပို့လျှောက်ထားရမည်ဖြစ်ကြောင်း အသိပေးကြေညာအပ်ပါသည်။

အစားအသောက်နှင့်ဆေးဝါးကွပ်ကဲရေးဦးစီးဌာန



The Government of the Republic of the Union of Myanmar

Ministry of Health

Department of Food and Drug Administration

Director General

Department of Food and Drug Administration

အကြောင်းအရာ။ တရုတ်ပြည်သူ့သမ္မတနိုင်ငံ The General Administration of Customs of the People's Republic of China (GACC) တွင် မှတ်ပုံတင်ရန် လျှောက်ထားခြင်း အတွက် လျှောက်လွှာပုံစံ

အောက်ပါဇယားတွင် အချက်အလက်များကို ပြည့်စုံမှန်ကန်စွာ ဖြည့်သွင်းရမည်။

(Edible Fat & Oil, Foods for Dietary Purpose and Functional Food (၃) မျိုးအတွက်သာ)

No	Title	Facts (အင်္ဂလိပ်ဘာသာဖြင့် ဖြည့်သွင်းရန်)
1	FDA Registration Number	
2	DICA Registration Number	
3	Name of Manufacturer	
4	Address of Manufacturer	
5	Manufacturer Contact Phone, Fax Number & Email Address	
6	State/ District	
7	City	
8	Type	<input type="checkbox"/> Processing Plant (PP)
		<input type="checkbox"/> Cold Store (CS)
		<input type="checkbox"/> Dry Store (DS)
9	Name of Food	
10	10 Digits HS Code	

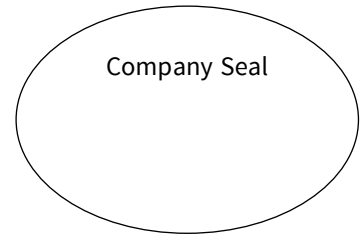
ပူးတွဲတင်ပြရမည့် စာရွက်စာတမ်းများ		Check
1	ကုမ္ပဏီမှတ်ပုံတင်လက်မှတ်မိတ္တူ	
2	အစားအသောက်ထုတ်လုပ်ခြင်းထောက်ခံချက်လက်မှတ်မိတ္တူ (သို့မဟုတ်) အသေးစားစက်မှုလက်မှုလုပ်ငန်းမှတ်ပုံတင်လက်မှတ်မိတ္တူ	

အချက်အလက်များ ပြည့်စုံမှန်ကန်စွာဖြည့်သွင်းထားပါသည်။

လျှောက်ထားသူလက်မှတ် -----

လျှောက်ထားသူအမည် -----

ရာထူး -----



ပူးတွဲ (၂)

တရုတ်ပြည်သူ့သမ္မတနိုင်ငံသို့ စားသောက်ကုန် တင်ပို့မည့် မှတ်ပုံတင်ပြီး လုပ်ငန်းရှင်များအနေဖြင့်
ဖတ်ရှု ဆောင်ရွက်ရမည့် လုပ်ငန်းစဉ် လက်စွဲ

(Unofficial Translation)



中国国际贸易单一窗口
China International Trade Single window

“Single Window” User Manual

China Import Food Enterprises Registration (Overseas Enterprises)

中国电子口岸数据中心
China Electronic Port Data Center

Contents

- Chapter 1 Preamble

- Chapter 2 Instructions for Use
 - 2.1 Portal
 - 2.2 System environment
 - 2.2.1 Operating system
 - 2.2.2 Browser
 - 2.3 Input requirements
 - 2.3.1 Input requirements
 - 2.3.2 Keyboard operation
 - 2.4 General functions
 - 2.4.1 Switch tabs
 - 2.4.2 Collapse or expand menu
 - 2.4.3 Close tabs
 - 2.5 Enter or exit the system

- Chapter 3 Introduction to the System
 - 3.1 Users
 - 3.2 Functions

- Chapter 4 User (Account) Management
 - 4.1 System account assigned by foreign competent authority
 - 4.2 System account applied by enterprise
 - 4.3 Account maintenance of overseas enterprises (users)

- Chapter 5 Enterprise Registration
 - 5.1 Registration application
 - 5.1.1 Registration recommended by the competent authority of the country (region)
 - 5.1.2 Registration applied by enterprise
 - 5.2 General inquires
 - 5.2.1 Application forms
 - 5.3 Product category search
 - 5.3.1 Product category search

- Appendix System Status Description

Chapter 1 Preamble

Thank you for using the registration management system for overseas enterprises of imported food. In order to enable you to use this system proficiently as soon as possible, we provide you with this user manual.

You will find in this manual information on installation procedures, system configuration, basic operation, hardware and software use and safety precautions. Please read this manual carefully when installing and using the system for the first time as it will help you to get the most out of the system.

This manual is intended for users with basic computer knowledge. Here we assume that you are familiar with WINDOWS 7/10 and know how to use mouse and browsers such as Google Chrome, 360 etc.

Chapter 2 Instructions for Use

2.1 Portal

The system is browser-based and can be found at <https://cifer.singlewindow.cn>.

2.2 System environment

2.2.1 Operating system

Windows 7 or 10 (32-bit or 64-bit operating system).
Windows XP is not recommendable.

2.2.2 Browser

Chrome 50 +

2.3 Input requirements

2.3.1 Input requirements

In the interface, required fields are marked with “ * ” while optional fields are not. The fields with gray background are not available. If a red alert pops up next to a field when inputting, it means that the information currently entered does not meet the

requirements and should be modified according to the alert. The blue buttons in the interface are function keys.

Basic information of the enterprises

Country (Region) Registration number approved by located competent authority Name of the registration approval competent authority

中国-China 88

Registration number (in China) Registration date (in China) Registration expiration date (in China)

*Name of competent authority of the country (region) *Plant establishment time *Enterprise name

bigC

*State/Province/Territory *Address of manufacturing facility

*Legal representative - name *Legal representative - contact number *Legal representative - email address

(Basic enterprise information)



2.3.2 Keyboard operation

Some functions in the interface can be operated quickly by the keyboard. Pressing the Tab key makes the text cursor automatically advance to the next field. Pressing the Up or Down Arrow key allows you to select from the parameters in the drop-down menu on the screen.

Pressing the Backspace key can delete the information currently entered in the field.

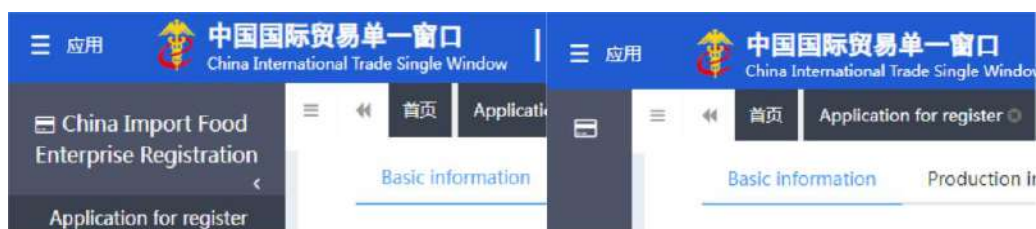
2.4 General functions

2.4.1 Switch tabs

If there are many open tabs, you can switch between tabs by clicking the interface icon  or .

2.4.2 Collapse or expand menu

Click the icon in the upper left corner of the right display area to collapse or expand the left menu bar. The folded left menu bar only displays icons, as shown in the following picture.



(before)

(after)

2.4.3 Close tabs

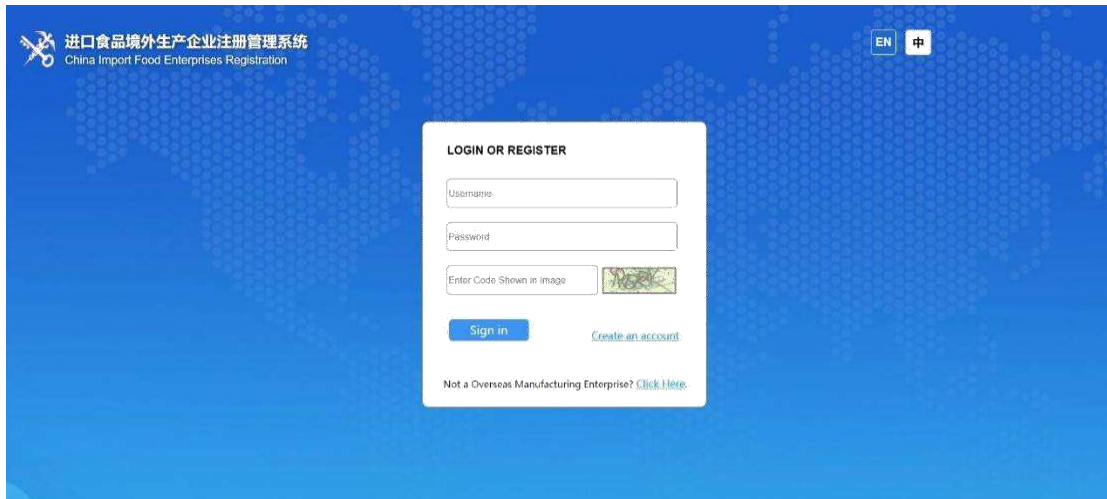
Click the icon in the upper right corner of the right display area to bring up the drop-down menu (as shown below). Select "Close all tabs" to close all open tabs in the current display area; if you click "Close other tabs", other open tabs will be closed except the tab currently displayed.



(Close tabs)

2.5 Enter or exit the system

Visit <https://cifer.singlewindow.cn>, enter the username and password to log in to the system and enter the main interface of the system. Click the icon in the upper right corner to select the display language of the system.



The system is available to overseas enterprise users and overseas competent authority users. You can safely exit the system by clicking on “Exit” in the upper right corner of the interface after entering the system.

Chapter 3 Introduction to the System

3.1 Users

The competent authority of the country/region (hereinafter referred to as "competent authority"): the official department responsible for the safety and sanitation supervision of food producers in the country/region where the overseas producers of imported food are located. The competent authority shall review and inspect the applications submitted by the local producers through the system, and recommend them to the General Administration of Customs of the People's Republic of China (hereinafter referred to as the "GACC"). The competent authority shall administer the registered recommended enterprises and cooperate with GACC to recheck and supervise the rectification of registered enterprises.

Overseas producers of imported food (hereinafter referred to as "producers"): overseas manufacturers, processors and storage facilities that export foods to China. Through the system, producers submit registration applications and rectification materials and receive notifications from GACC, etc.

3.2 Functions

China Import Food Enterprises Registration System aims to administer the registration of overseas producers of imported food, including applications for registration, alteration, renewal, and cancellation of overseas producers, inquiries on

applications, review and inspection of applications by the competent authority, and the management of registered producers.

The registration method of overseas producers of imported food includes recommendation for registration by the competent authorities of the countries or regions where they are located and application for registration by producer.

Overseas producers of the following product groups must be recommended by the competent authority of the country/region where they are located for registration with GACC: meat and meat products, sausage casings, aquatic products, dairy products, bird nests and bird nest products, bee products, eggs and egg products, edible oils and fats, oilseeds, stuffed wheaten products, edible grains, milled grain industry products and malt, fresh and dehydrated vegetables, dried beans, condiments, nuts and seeds, dried fruits, unroasted coffee and cocoa beans, foods for special dietary purposes, and health foods.

Overseas producers of foods other than those product groups listed above are required to register directly with GACC.



(Registration procedures)

Chapter 4 User (Account) Management

Depending on whether the producer needs to be "recommended by the competent authority of the country/region where it is located", the account for foreign enterprise users to access the system can be obtained either through the assignment of the competent authority or the self-application of foreign enterprise.

The system account assigned by the competent authority can be registered as an overseas producer of any food category after logging in to the system.

The system account applied by an overseas producer can only be registered as an overseas producer of food products that do not fall into one of the 18 food categories.

Note:

- An overseas enterprise can only apply for one account.
- If the products of an overseas producer involve both "recommended registration" and "self-applied registration", it is recommended to contact the competent authority to get a system account instead of applying for a system account by itself.

4.1 System account assigned by foreign competent authority

Please contact the competent authority to get a system account.

4.2 System account applied by enterprise


Visit <https://cifer.singlewindow.cn>, click "Create an account" to enter the interface of creating account, and fill in the account information.



The image shows two side-by-side panels of a web interface. The left panel is titled "LOGIN OR REGISTER" and contains three input fields: "Username", "Password", and "Enter Code Shown in Image". Below the fields are two buttons: "Sign in" and "Create an account". At the bottom, there is a link: "Not a Overseas Manufacturing Enterprise? [Click Here.](#)". The right panel is titled "登录/注册" and contains three input fields: "用户名", "密码", and "图片验证码". Below the fields are two buttons: "登录" and "注册新账号". At the bottom, there is a link: "不是境外生产企业? [请点击这里.](#)". Both panels include a CAPTCHA image to the right of the "Enter Code Shown in Image" and "图片验证码" fields.

(Login interface)

ENTERPRISE NAME/ADDRESS INFORMATION

*Username	<input type="text"/>
*Password	<input type="password"/>
*Confirm password	<input type="password"/>
*Located Country(Region)	<input type="text" value="请选择地区(Please select a country)"/>
Located Country(Region) Register Number	<input type="text"/> 
*Workplace	<input type="text"/>
Work Department	<input type="text"/>
Job Title	<input type="text"/>
*Contacts	<input type="text"/>
*Contact Mobile	<input type="text"/>
Contact Fax	<input type="text"/>
Mobile	<input type="text"/>
*Contact Address	<input type="text"/>
*E-mail	<input type="text"/>
Remarks	<input type="text"/>

[Register now](#)

Required fields are marked with “*”, including username, password, work unit (company name), and the registration number in the country/region. After filling in, click “Register now” to complete the registration of user account.

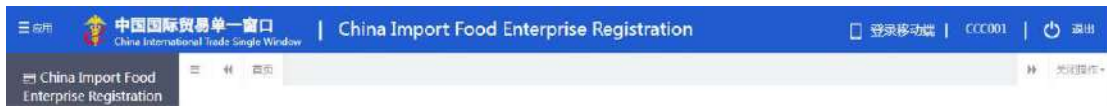
After the completion of account registration, please log in to the system with the username (account) and password.

Note:

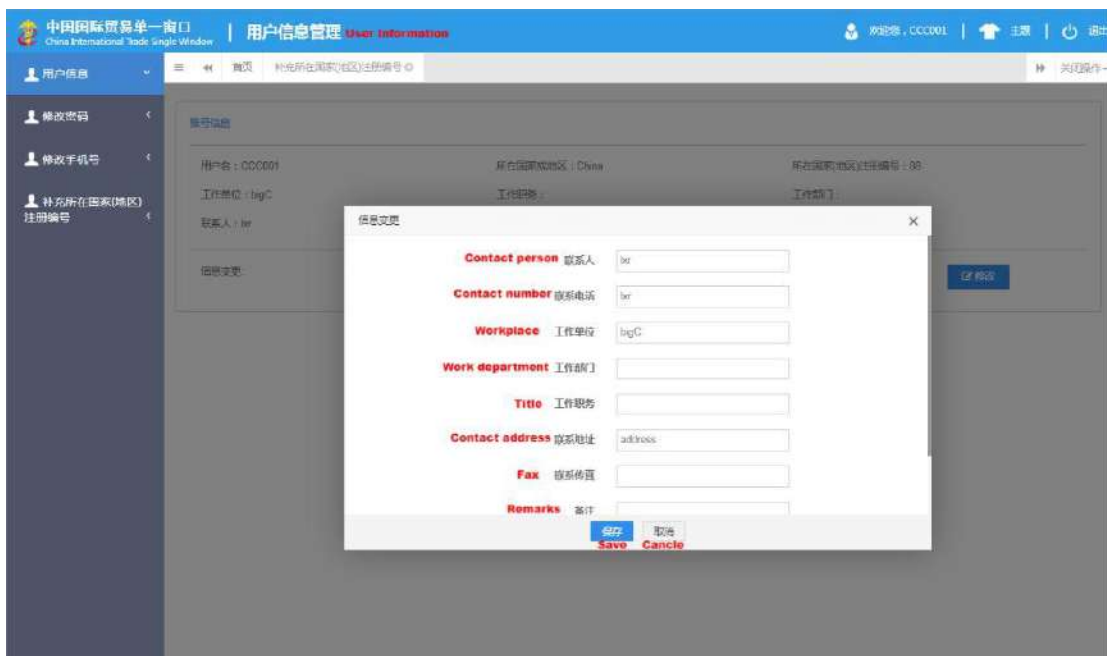
Once an account is successfully created, the information of username, the country/region where it is located, and the registration number in the country/region cannot be modified. Please check carefully when registering.

4.3 Account maintenance of overseas enterprises (users)

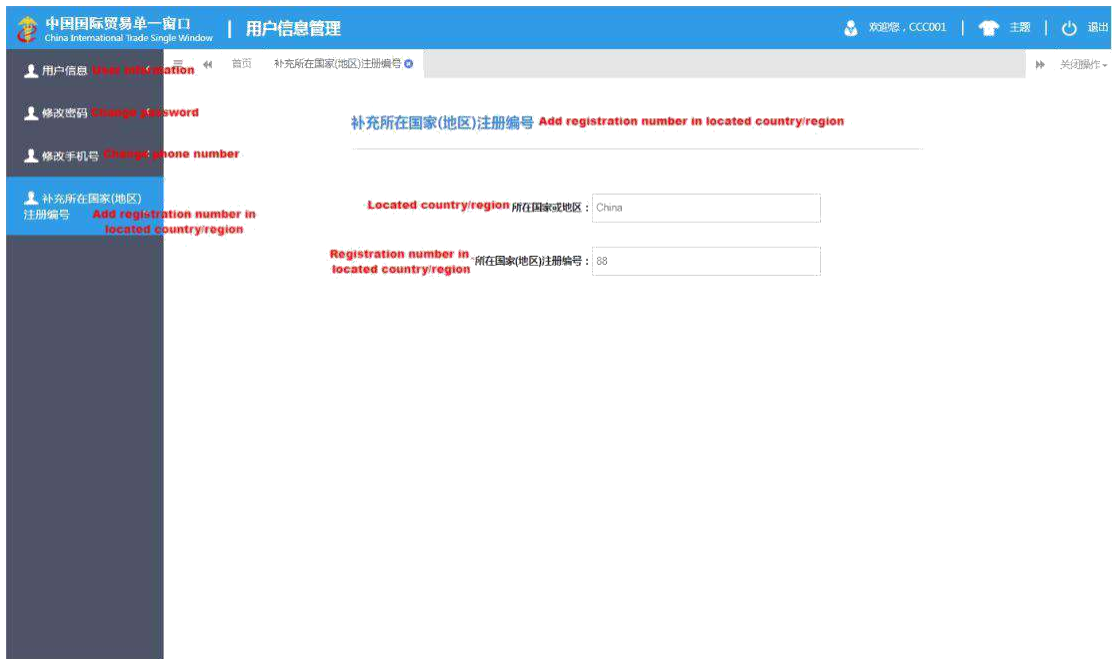
After logging in to the system, click on the enterprise name in the upper right corner to perform user (account) maintenance.



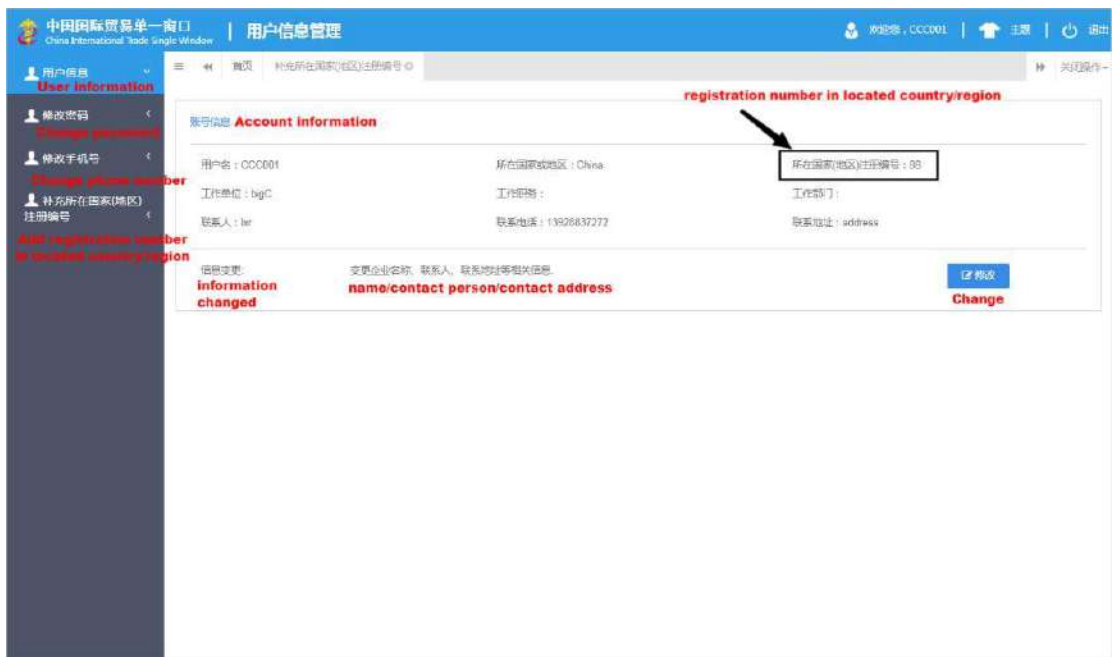
Entering the interface of user information, the information of the enterprise can be modified, including contact person, contact number, workplace (enterprise name), work department, work title, contact address, fax, remarks, and email.



If the registration number in the country/region is not provided when creating account, it can be entered through "Add the registration number in the country/region".



(User information)



(After)

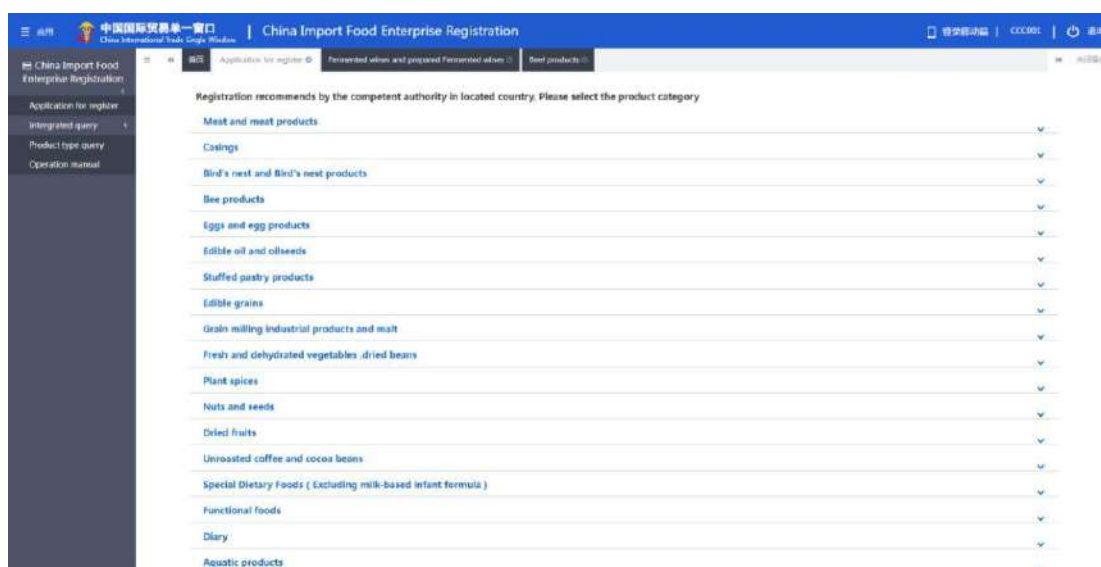
Note:

Once the registration number in the country/region is added, it cannot be modified after saving.

Chapter 5 Enterprise Registration

5.1 Registration application

After logging in to the system with overseas enterprise account, click on "Registration Application" in the menu on the left, and select the product category involved in enterprise registration. The product category can be queried according to HS code or product name through "Product Category Search" (please refer to section 5.3 of this manual).



(Product categories)

Please input the basic information of the enterprise, production information, and information about self inspection and annexes, and submit the enterprise's statement.

The screenshot shows the 'Basic information of the enterprises' form. It contains the following fields:

- Country (Region): 中国-China
- Registration number approved by located competent authority: 88
- Name of the registration approval competent authority
- Registration number (in China)
- Registration date (in China)
- Registration expiration date (in China)
- *Name of competent authority of the country (region)
- *Plant establishment time
- *Enterprise name
- *State/Provinces/Territory
- *Address of manufacturing facility
- *Legal representative - name
- *Legal representative - position
- *Contact person - name
- *Contact person - phone number
- *Contact person - E-mail
- Date of reconstruction and expansion
- Description of reconstruction and expansion
- Remarks

(Basic information of the enterprise)

Once completed, click on “Preview” to display all the information entered to confirm. After confirmation and a click on “Submit”, the system will automatically submit to the competent authority or declare to the GACC depending on different product categories. If you click on “Back”, it will return to the application interface.

The screenshot shows the 'Preview and submit' page. It includes an 'Upload attachments' button and a table of required attachments:

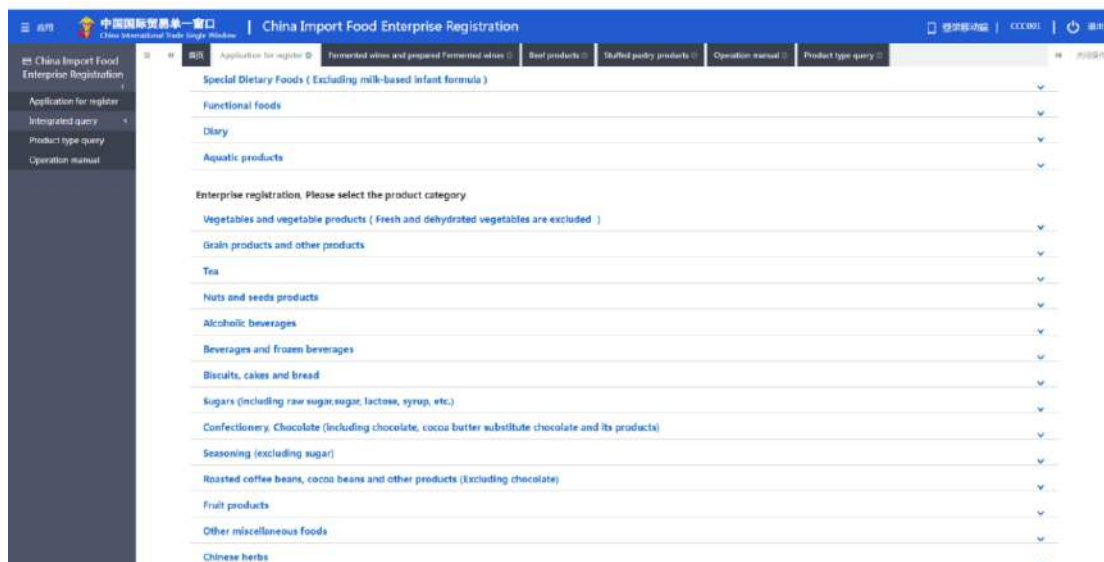
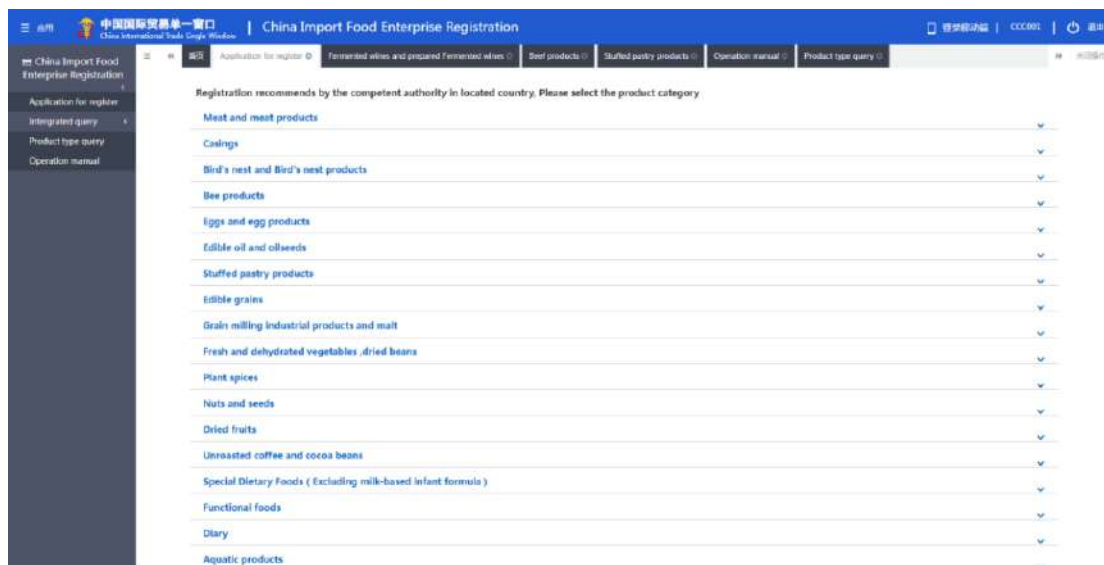
Order No.	Attachment type	Required	Attachment name	Operation
1	Licensed production certificate issued by the competent authority of the country (region)	Yes	--	--
2	Product photo	Yes	--	--
3	Declaration of the manufacturer	Yes	--	--
4	GACC certification document	No	--	--
5	Non-GACC certification document	No	--	--
6	HACCP system hazard analysis worksheet	No	--	--
7	HACCP plan	No	--	--
8	Monitoring record	No	--	--
9	Corrective action records	No	--	--
10	Verification record	No	--	--
11	Processing flow chart	Yes	--	--

Buttons: Submit, Return

(Preview and submit)

5.1.1 Registration recommended by the competent authority of the country/region

After logging in to the system with overseas enterprise account, click on "Registration Application" in the menu on the left, and select the product category involved in enterprise registration.



Overseas producers of the following product groups must be recommended by the competent authority of the country/region where they are located for registration with GACC: meat and meat products, sausage casings, aquatic products, dairy products, bird nests and bird nest products, bee products, eggs and egg products, edible oils and fats, oilseeds, stuffed wheaten products, edible grains, milled grain industry products and malt, fresh and dehydrated vegetables, dried beans, condiments, nuts and seeds, dried fruits, unroasted coffee and cocoa beans, foods for special dietary purposes, and health foods.

Overseas producers of foods other than those product groups listed above are required to register directly with GACC.

5.1.1.1 Introduction to the registration process (take plant-based stuffed wheaten product as an example)

Registration process:

(1) General approval process.

Enter information→Preview→Submit to the competent authority→Recommended by the competent authority→Approved by GACC (obtain Chinese food registration number).

(2) The process of return by the competent authority for supplementation and correction.

Enter information→Preview→Submit to the competent authority→Requested by the competent authority to supplement and rectify→Revise the application and resubmit to the competent authority→Recommended by the competent authority→Approved by GACC (obtain Chinese food registration number).

(3) The process of return (rejection) by the competent authority or GACC.

Enter information→Preview→Submit to the competent authority→Rejected by the competent authority (the reasons for rejection can be found in the "General inquiries - application inquiry").

Note:

Applications that are not recommended by the competent authority may not be resubmitted with amendments to the original application form. However, it is permitted to submit a new application.

Main functions:

(1) Save: the basic information of the enterprise, production information, and information about self inspection and annexes which have been entered can be saved temporarily.

Basic information of the enterprises

Country (Region) 中国-China	Registration number approved by located competent authority 88	Name of the registration approval competent authority 88
Registration number (in China)	Registration date (in China)	Registration expiration date (in China)
*Name of competent authority of the country (region) 中国海关001	*Plant establishment time 2014-12-03	*Enterprise name bigC
*State/Province/Territory State	*Address of manufacturing facility address	
*Legal representative - name sfs	*Legal representative - position 423	*Contact person - name 555
*Contact person - phone number 223	*Contact person - E-mail sfs@L.com	Date of reconstruction and expansion 2021-12-01
Description of reconstruction and expansion 12		
Remarks 555		

(2) Preview: once the input is complete, click on the “Preview” button at the bottom of the "Annex Information Page" to switch to preview mode, displaying all four pages of the form together. This is the preparation for submission to the competent authority.

Upload attachments

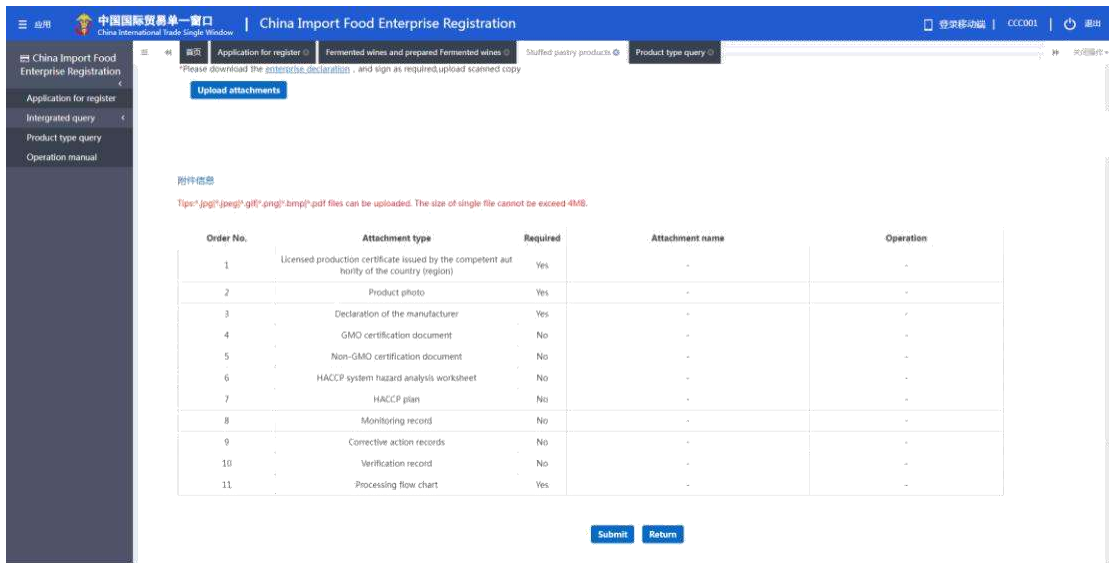
*Please download the attachment information, and sign the required system document copy.

*Please upload the attachment information, and sign the required system document copy.

Order No.	Attachment type	Required	Attachment name	Operation
1	Licensed production certificate issued by the competent authority of the country (region)	Yes	-	-
2	Product photo	Yes	-	-
3	Declaration of the manufacturer	Yes	-	-
4	GMO verification document	No	-	-
5	Non-GMO certification document	No	-	-
6	HACCP system hazard analysis worksheet	No	-	-
7	HACCP plan	No	-	-
8	Monitoring record	No	-	-
9	Corrective action records	No	-	-
10	Verification record	No	-	-
11	Processing flow chart	Yes	-	-

Submit Return

(3) Submit: after preview, click on the “Submit” button at the bottom of the interface to submit the registration application to the competent authority for review.

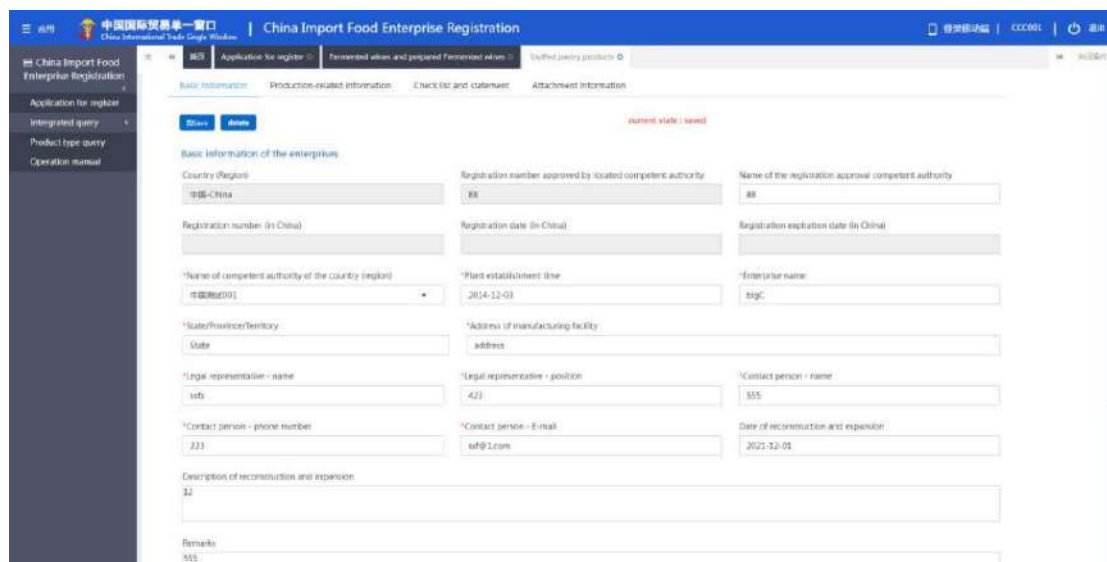


(4) Back: switch to single page view mode; exit preview mode.

(5) Delete: after the input has been done and temporarily saved, the current data can be deleted by clicking on the “Delete” button. Deleted data cannot be recovered.

5.1.1.2 Instructions for input

Required fields are marked with “*” in the interface. The main fields are described below.



The screenshot displays the 'China Import Food Enterprise Registration' web application. The interface includes a navigation menu on the left and a main form area. The form contains several input fields and a table for product registration.

Form Fields:

- *Legal representative - name: ssfs
- *Legal representative - position: 423
- *Contact person - name: 555
- *Contact person - phone number: 223
- *Contact person - E-mail: ssf@1.com
- Date of reconstruction and expansion: 2021-12-01
- Description of reconstruction and expansion: 12
- Remarks: 555

Products to be registered/added to China Table:

Order NO.	Product name	HS/CIQ code	Product brand	Latin name	Design capacity	Process capacity	Operation
1	666	1902309000113	121	666	777	55	edit Delete
2	asdfs	1902200000111	121	22222	7777	312	edit Delete

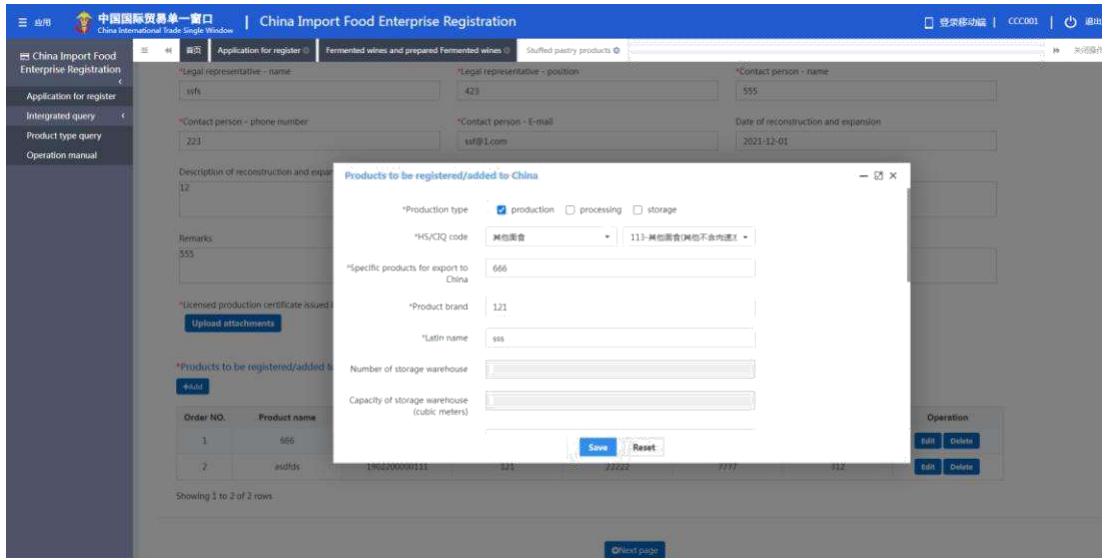
- Registration number approved by the competent authority of the country/region in which the producer is located: it is automatically filled in by the system according to the "Registration number in the country/region where the producer is located" entered by the user.

- Name of the competent authority of the country/region approving registration: the overseas official authority that approved the establishment of the enterprise, i.e. the authority of the country/region that granted the registration number. Optional field.

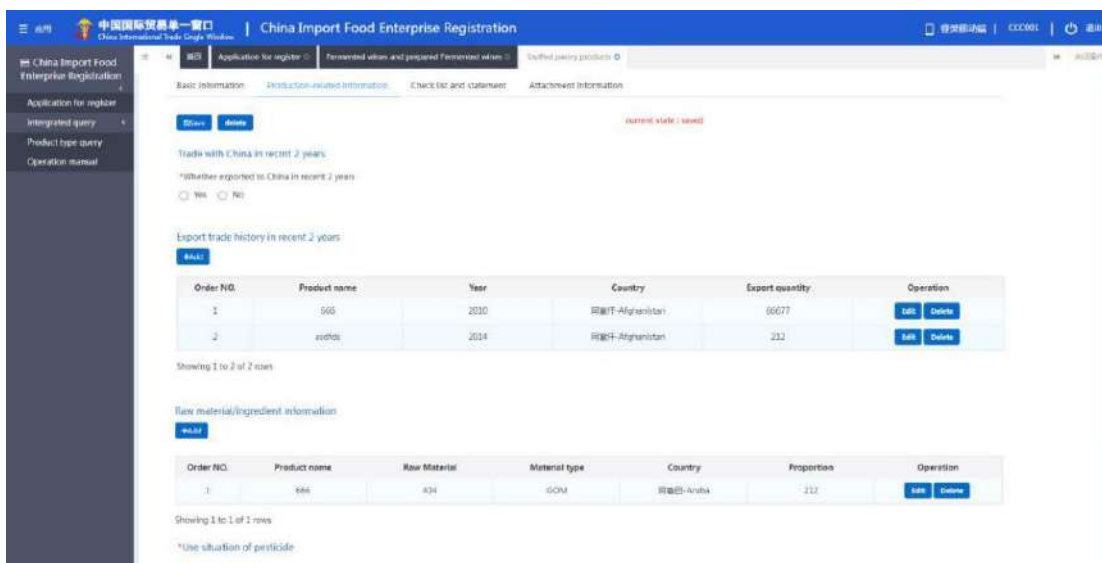
- Name of the competent authority of the country/region: the name of the authority that assigned a user account to the enterprise. Click on the blank or the triangle icon on the right to select.

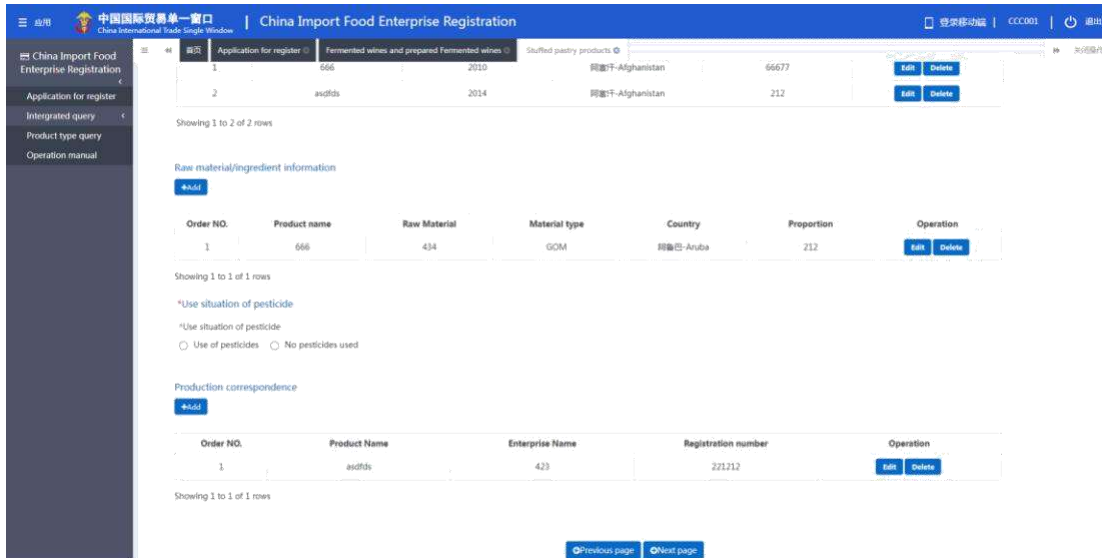
- (Chinese) Registration number/ time of registration (in China)/ validity period of registration (in China): it cannot be filled in when entering, for it will be given by the Customs after the approval of the registration application. The number can be found through the function of the application form inquiry.

- Enterprise name: it is a required field automatically filled in by the system based on the information of the user account. This field can be edited, but modification is not recommended.



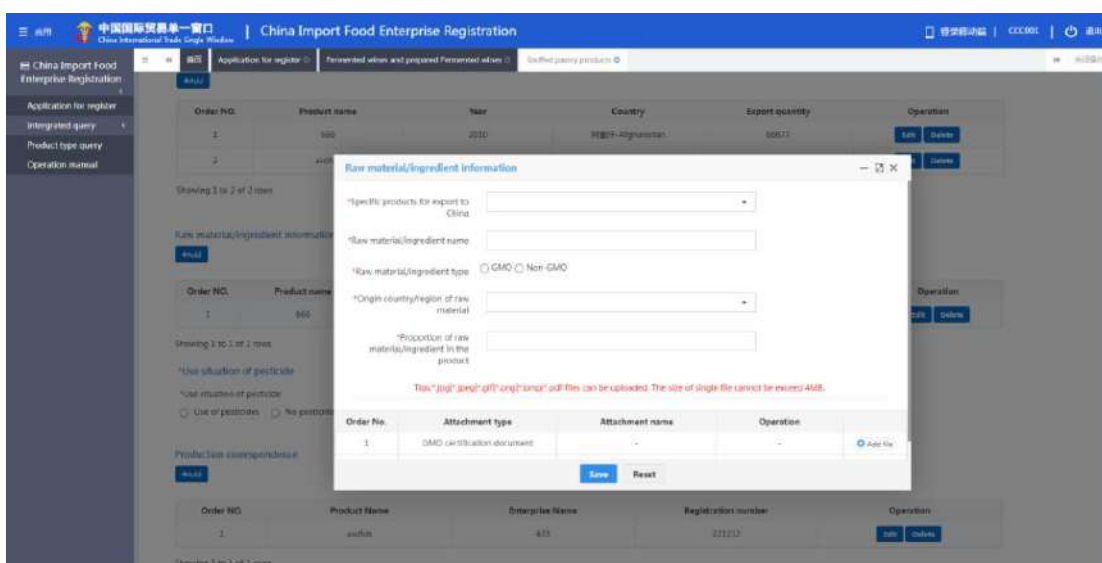
- Product(s) to be registered or added: required. After clicking “Add”, the interface of entry will pop up. Only one product’s information can be entered in one interface. If there are multiple products to be exported to China, the information of each product shall be entered.





- Trade with China in the last 2 years: required. If you select "Yes", it is required to fill in; if you select "No", leave it blank. Select "Yes" to bring up the form of specific products exported to China. Click "Add" to bring up the input interface of trade with China in the last 2 years. The parameter options for "Specific products exported to China" come from the "Specific products to be exported to China" in the field of "Products to be registered or added".

- Export trade in the last 2 years (form): optional. Click "Add" and choose "Export Products". Click on the blank or the triangle icon on the right to get the parameters. The parameter options for "Specific products exported to China" come from the "Specific products to be exported to China" in the field of "Products to be registered or added".



- Information of raw material and ingredient: optional. Click "Add" to bring up the

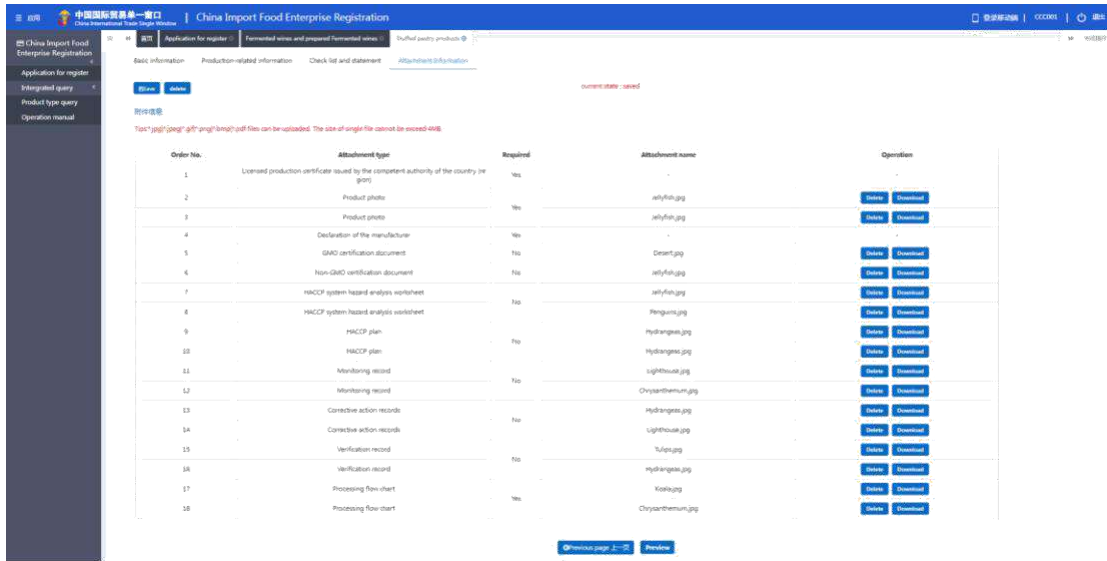
entry interface of raw material or ingredient. The parameter options for "Specific products exported to China" come from the "Specific products to be exported to China" in the field of "Products to be registered or added".

- Pesticide use: required. If you choose "No pesticide used", you do not need to fill in the form; if you choose "Pesticide used", you have to fill in the pesticide use form below and click "Add" to bring up the entry interface of pesticide use. The parameter options for "Specific products exported to China" come from the "Specific products to be exported to China" in the field of "Products to be registered or added".

- Production relationship: optional. Click "Add" to bring up the entry interface of production relationship. The parameter options for "Specific products exported to China" come from the "Specific products to be exported to China" in the field of "Products to be registered or added".

acceptance declaration and sign as required, upload scanned copy'. Below the form are 'Previous page' and 'Next page' buttons. The top navigation bar includes 'China Import Food Enterprise Registration' and 'China International Trade Single Window'." data-bbox="147 364 842 614"/>

- Enterprise statement: you need to download this document first, sign and stamp before scanning and uploading it here.

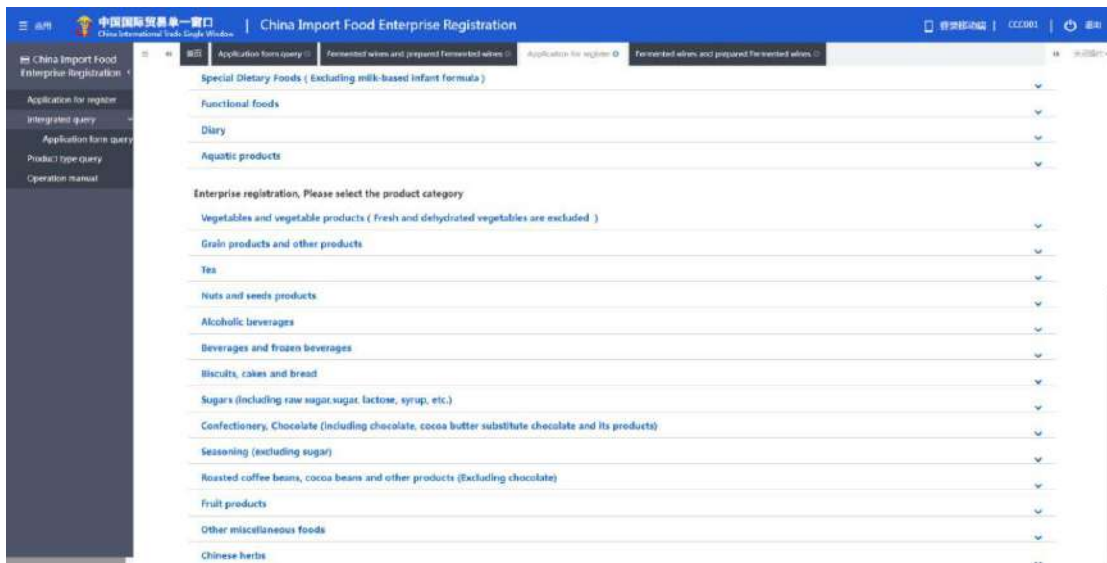


• Annexes: display all the annexes uploaded on the pages of basic enterprise information, production information and self-inspection.

5.1.2 Registration applied by enterprise

Overseas producers of food products other than the 18 food categories recommended for registration by the competent authority of the country/region in which they are located apply for registration with GACC on their own.

After logging in to the system with overseas enterprise account, click on "Registration Application" in the menu on the left, and select the product(s) for which the enterprise can apply for registration with GACC. The following is an example of "Liquor - Distilled and Prepared Spirits".



5.1.2.1 Introduction to the registration process (Liquor - Distilled and Prepared Spirits)

Registration process:

(1) General approval process.

Enter information→Preview→Submit to GACC→Approved by GACC (obtain Chinese registration number).

(2) The process of return by GACC for supplementation and correction.

Enter information→Preview→Submit to GACC→Requested by GACC to supplement and rectify→Revise the application and resubmit to GACC→Approved by GACC (obtain Chinese registration number).

(3) The process of return (rejection) by GACC.

Enter information→Preview→Submit to GACC→Rejected by GACC (the reasons for rejection can be found in "Customs feedback").

Note:

Applications that are rejected by GACC may not be resubmitted with amendments to the original application form. However, it is permitted to submit a new application.

Main functions:

Submission: the application data is submitted to GACC for review.

Other functions such as deletion and inquiry are basically the same as those on the application page for the competent authority to recommend the products for registration to GACC.

5.1.2.2 Instructions for input

Required fields are marked with "*" in the interface. The main fields are described below.

Basic Information of the enterprises

*Country (Region): 中国-China

*Registration number approved by located competent authority: 88

Name of the registration approval competent authority: [Empty]

Registration number (in China): [Empty]

Registration date (in China): [Empty]

Registration expiration date (in China): [Empty]

*Enterprise name: 8888

*Plant establishment time: 2014-12-01

*State/Province/Territory: 88

*Address of manufacturing facility: 8888

*Legal representative - name: 8888

*Legal representative - contact number: 13502221111

*Legal representative - email address: 888@1.com

*Contact person - name: 88888888

*Contact person - phone number: 13502221111

*Contact person - E-mail: 888@1.com

Date of reconstruction and expansion: 2015-11-03

Item of reconstruction and expansion: 88888888

Production facilities of reconstruction and expansion: 888888

Remarks: 888888

*Licensed production certificate issued by the competent authority of the country (region): [Empty]

*Products to be registered/added to China

Order NO.	Product name	HS/CIQ code	Brand name	Number of storage warehouse	Capacity of storage warehouse	Operation
1	开心果	230993001099	8888	-	-	Edit Delete

Showing 1 to 1 of 1 rows

Export trade history in recent 2 years

Order NO.	Product name	Year	Country	Operation
1	开心果	2015	REGIF-Argentina	Edit Delete

Showing 1 to 1 of 1 rows

Print page

- Registration number approved by the competent authority of the country/region in which the producer is located: it is automatically filled in by the system according to the "Registration number in the country/region where the producer is located" entered by the user when creating the account.

- Name of the competent authority of the country/region approving registration: the name of the regulatory authority of the country/region that granted the registration number. Optional field.

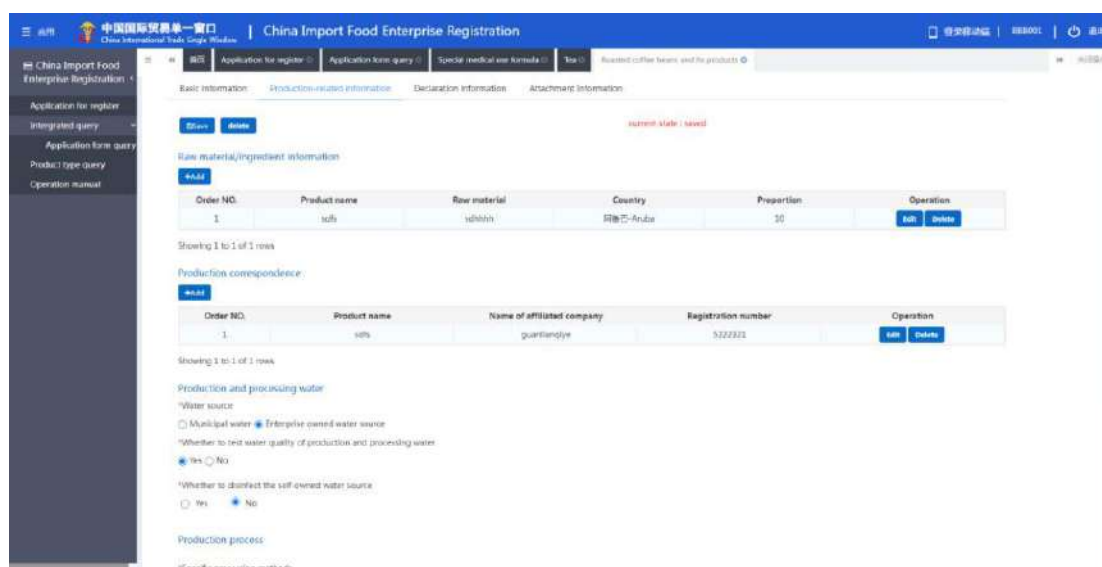
- (Chinese) Registration number/ time of registration (in China)/ validity period of registration (in China): it cannot be filled in when entering, for it will be given by the Customs after the approval of the registration application. The number can be found through the function of the application form query.

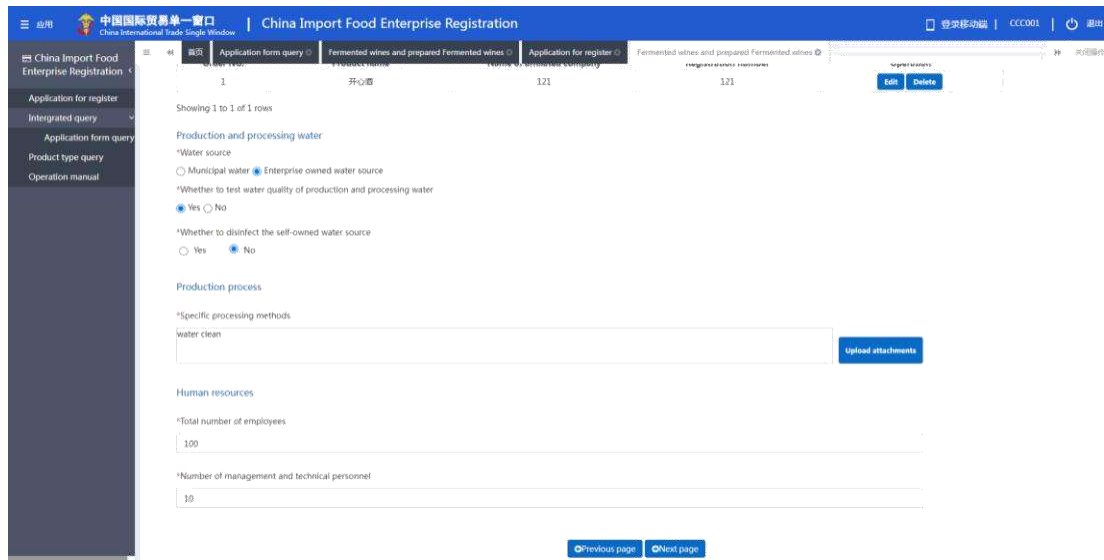
- Enterprise name: it is a required field automatically filled in by the system based on the information of the user account. This field can be edited, but modification is not recommended.

- Product(s) to be registered or added: required. After clicking “Add”, the interface of entry will pop up. Information of multiple products can be entered.

- Trade with China in the last 2 years: required. If you select "Yes", it is required to fill in; if you select "No", leave it blank. Select "Yes" to bring up the form of specific products exported to China. Click “Add” to bring up the input interface of trade with China in the last 2 years. The parameter options for "Specific products exported to China" come from the “Specific products to be exported to China” in the field of "Products to be registered or added".

- Export trade in the last 2 years (form): optional. Click “Add” and choose "Export Products". Click on the blank or the triangle icon on the right to get the parameters. The parameter options for "Specific products exported to China" come from the “Specific products to be exported to China” in the field of "Products to be registered or added".



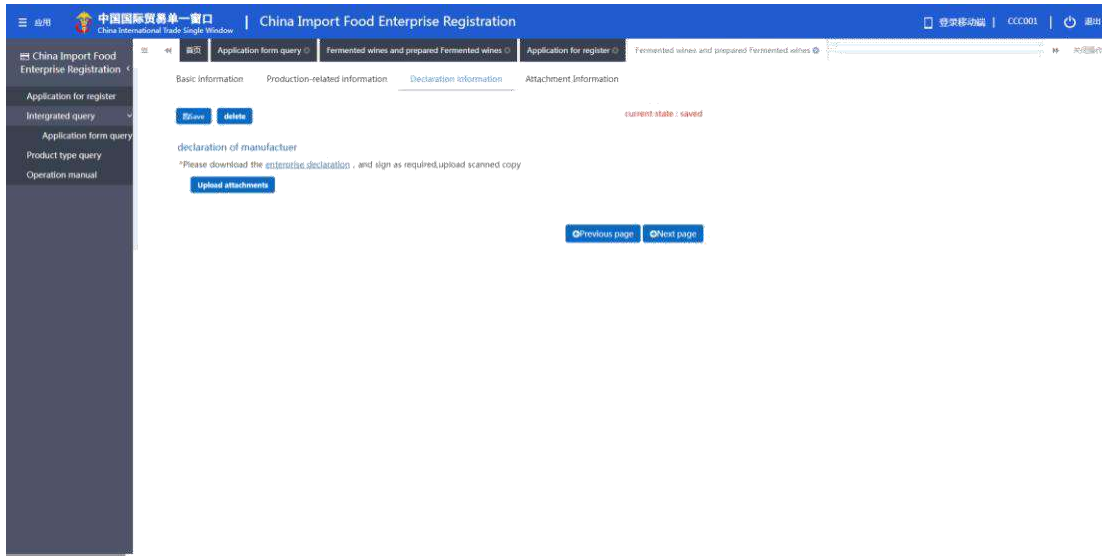


- Information of raw material and ingredient: optional. Click “Add” to bring up the entry interface of raw material or ingredient. The parameter options for "Specific products exported to China" come from the “Specific products to be exported to China” in the field of "Products to be registered or added".

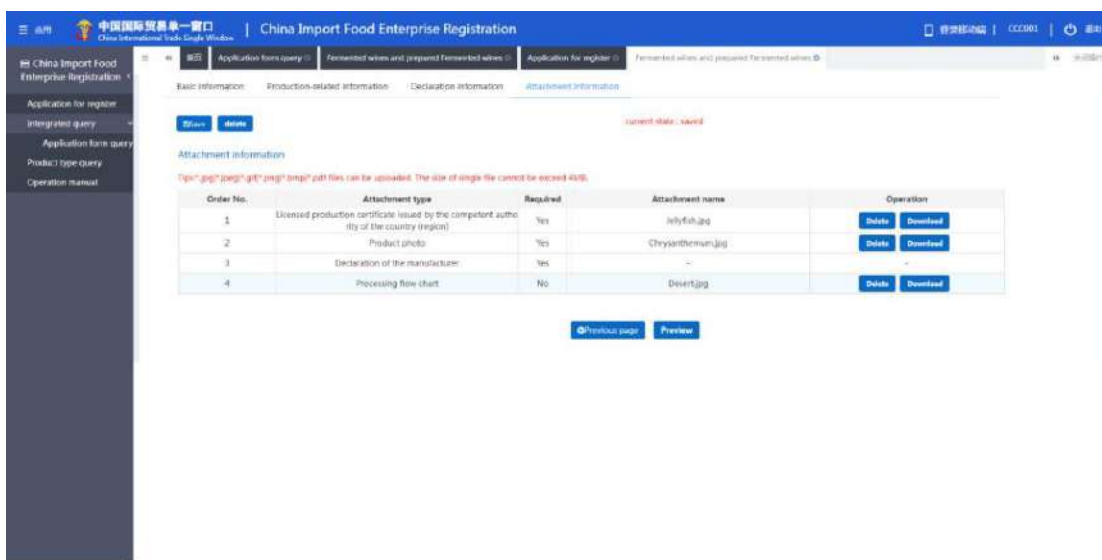
- Production relationship: optional. Click “Add” to bring up the entry interface of production relationship. The parameter options for "Specific products exported to China" come from the “Specific products to be exported to China” in the field of "Products to be registered or added".

- Water for production and processing: choose public water or enterprise-owned water source. If you choose enterprise-owned water source, then "Whether to disinfect the water" and "Disinfection method for self-owned water" become required fields, otherwise they are optional. For the disinfection method, if you choose “Other”, the field “Other disinfection methods for self-owned water source” will become editable and must be filled in.

- Description of product processing technic: required. The annex is optional.



- Enterprise statement: you need to download this document first, sign and stamp before scanning and uploading it here.



- Annexes: display all the annexes uploaded on the pages of basic enterprise information, production information and self-inspection. Editing operations can be performed here.

5.2 General inquiries

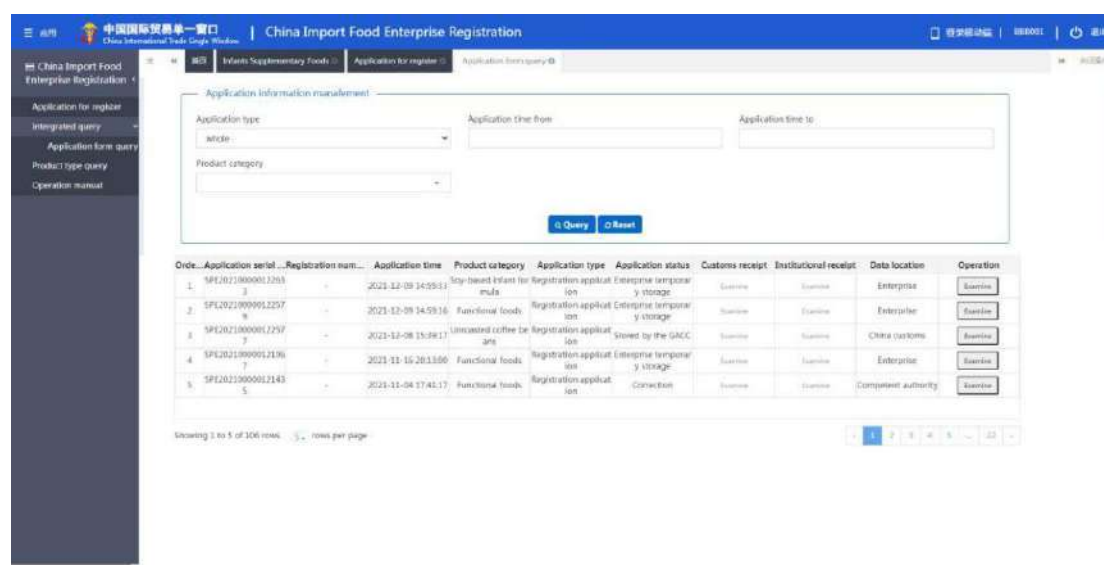
5.2.1 Application forms

The system provides services for inquiring application forms. Overseas enterprise

users can enter key words to inquire the applications they submitted, including application information, recommendations by the competent authority, and reviews by GACC.

For the applications that have been temporarily saved, or have not successfully submitted or completed the supplementation and correction, click “View” to enter the page of application details for editing.

Click "General inquiries-Application forms" on the left to expand the menu (as shown below).



Operating procedures:

(1) Set the searching conditions, click “Search”, and the results will be listed below according to the searching conditions.

(2) Click “View” in the data operation column to open the application form for details. The application progress can be viewed in the upper right corner of this page. According to different status of the application form, there are the following circumstances:

- For applications that have been temporarily saved or are subject to supplementation and correction, the application forms can be edited, modified and declared.
- If the application of a product that the enterprise can apply to register with GACC by itself is in the state of "Failed to send to Customs" or "Failed to enter Customs database", the application forms can be edited and modified, and re-declared (see the appendix at the end of this manual for detailed explanation).

If the registration application of the product recommended by the competent authority to GACC is in the state of "Failed to send to Customs" or "Failed to enter Customs database", the application forms cannot be modified or declared.

The screenshot shows the 'Application for register' form in the system. The form is titled 'Basic information of the enterprises' and contains the following fields:

- *Country (Region): 中国-China
- *Registration number approved by located competent authority: 88
- Name of the registration approval competent authority: [Empty]
- Registration number (in China): [Empty]
- Registration date (in China): [Empty]
- Registration expiration date (in China): [Empty]
- *Enterprise name: sigc
- *Plant establishment time: 2014-12-01
- *State/Province/Territory: 88
- *Address of manufacturing facility: 8888
- *Legal representative - name: 法人
- *Legal representative - contact number: 1350223111
- *Legal representative - email address: sig@1.com
- *Contact person - name: sigming
- *Contact person - phone number: 1350223111
- *Contact person - E-mail: sig@1.com
- Date of reconstruction and expansion: 2015-11-01
- Item of reconstruction and expansion: xiangmu
- Production facilities of reconstruction and expansion: shechi
- Remarks: beichu

The status indicator at the top right reads 'current state: saved'.

• Application forms in the following states are not allowed to be edited, modified, or declared:

- submitted to the competent authority already;
- submitted to Customs already (recommended);
- returned (recommendation rejected);
- sent to Customs successfully;
- entered Customs database successfully;
- unapproved/approved/accepted/unaccepted/revoked/suspended/subject to rectification

The screenshot shows the 'Application for register' form in the system. The form is titled 'Basic information of the enterprises' and contains the following fields:

- *Country (Region): 中国-China
- *Registration number approved by located competent authority: 88
- Name of the registration approval competent authority: [Empty]
- Registration number (in China): [Empty]
- Registration date (in China): [Empty]
- Registration expiration date (in China): [Empty]
- *Enterprise name: sigc
- *Plant establishment time: 2014-12-01
- *State/Province/Territory: 88
- *Address of manufacturing facility: 8888
- *Legal representative - name: 法人
- *Legal representative - contact number: 1350223111
- *Legal representative - email address: sig@1.com
- *Contact person - name: sigming
- *Contact person - phone number: 1350223111
- *Contact person - E-mail: sig@1.com
- Date of reconstruction and expansion: 2015-11-01
- Item of reconstruction and expansion: xiangmu
- Production facilities of reconstruction and expansion: shechi
- Remarks: beichu

The status indicator at the top right reads 'current state: sent successfully to the GACC'.

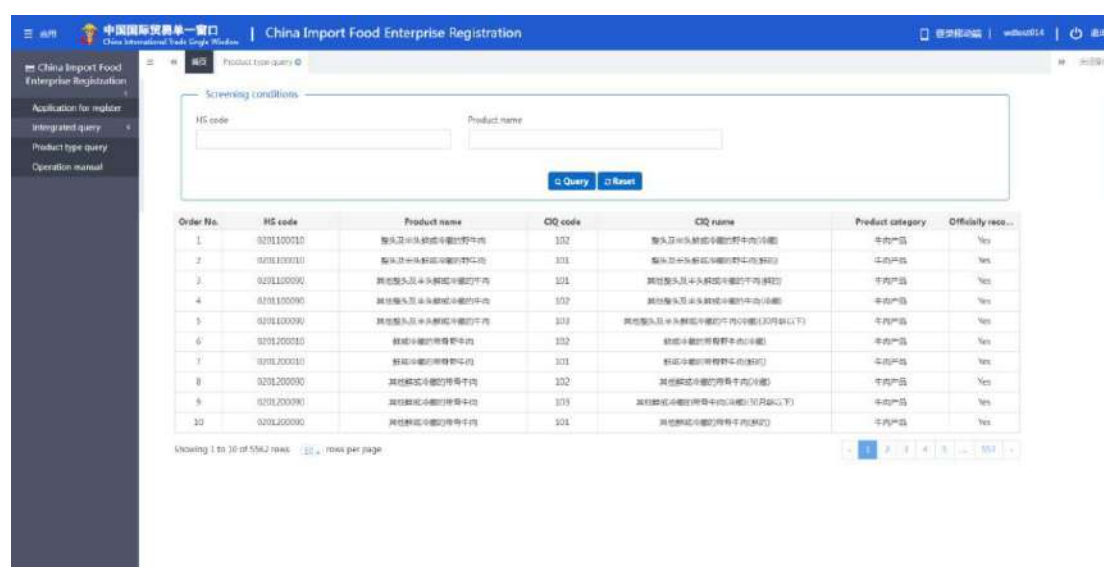
5.3 Product category search

5.3.1 Product category search

In this module, product categories can be searched by entering HS code or product name. It can be made unconditionally, or by setting one condition or two conditions at the same time. The results are displayed in a list and the number of results displayed on a single page can be customized.

Search: Click “Search” to search according to the conditions.

Reset: Click “Reset” to clear the conditions.



Appendix System Status Description

Status	Description
Temporarily saved	The entered information is saved to the computer.
Submitted (to the competent authority)	The application has been submitted to the competent authority for review.
Submitted (to Customs)	(1) The competent authority has recommended the enterprise's application to GACC. (2) The enterprise has submitted the application to GACC.
Recommendation rejected	The application is returned to the enterprise after being reviewed by GACC or the competent authority.

Sent to Customs successfully	System processing. Applications recommended by the competent authorities or submitted by enterprises have been successfully sent to GACC.
Failed to send to Customs	System processing. Applications recommended by the competent authorities or submitted by enterprises was not successfully sent to GACC due to network problem or other abnormalities.
Entered Customs database successfully	System processing. GACC received the data successfully.
Failed to enter Customs database	System processing. GACC failed to receive the data.
Accepted	The application has been accepted by GACC and will be reviewed.
Unaccepted	The application is returned because GACC doesn't accept and won't review it.
Supplementation and correction	(1) If the submitted application does not meet the requirements, GACC will return the application and request the enterprise or the competent authority to modify the application. (2) The competent authority returns the application and requires the enterprise to modify the application.
Unapproved	GACC rejects the application recommended by the competent authority or submitted by the enterprise.
Approved	If the overseas producer of imported food meets the requirements, GACC shall approve the registration application and grant Chinese registration number to the producer.
Revoked	GACC revokes the registration in China of the registered enterprise.
Suspended	GACC suspends the export of food products by the registered enterprise to China, until the registration requirements are met after rectifications.
Rectification	If a registered overseas producer of imported food no longer conforms with the registration requirements, GACC shall request the producer to rectify within a specified period and shall suspend imports from the producer during this period. The producer shall complete the rectification within the specified period and submit to GACC a written report and a written statement confirming it conforms with the registration requirements.